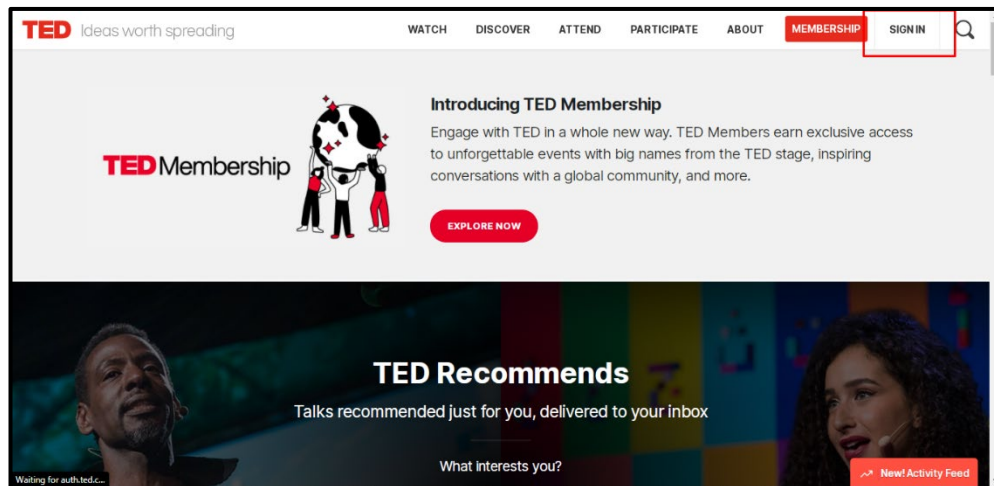


## TED Manual

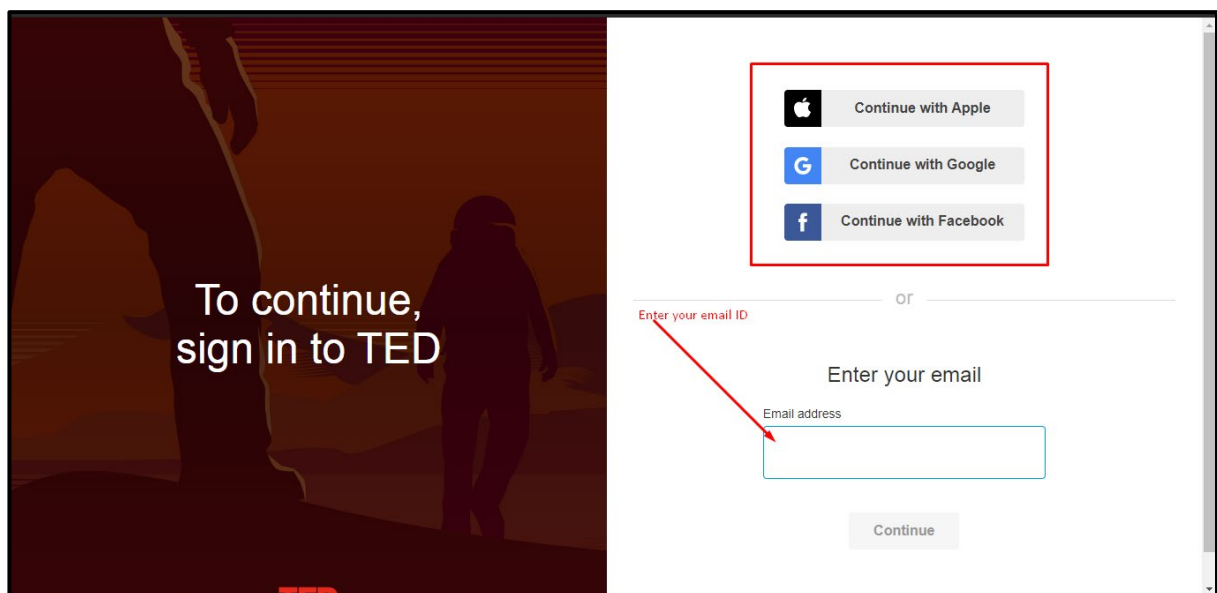
- **Sign-up**

Visit <https://www.ted.com/> to get access to TED. To sign-up and create a new account on TED click on 'Sign In' in the right corner of the page, as shown in the figure 1.



**Figure 1**

A page as shown in figure 2 will open.



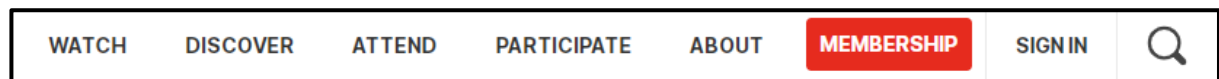
**Figure 2**

Click on 'Continue with Google' to use Gmail Email Id to create an account. To create and account using Facebook Id click on 'Continue with Facebook'. To use Apple Id to create an account click on 'Continue with Apple'.

To use any other email id such as Yahoo, Microsoft Outlook etc. enter your email Id in the space give (as shown in figure 2). Click on 'Continue' button to create the account.

- **Explore**

To view and explore different videos on various topic visit the homepage (shown in figure 1) and use the toolbar options (as shown in figure 3) to explore different videos on various topics available on TED.



**Figure 3**