

TEDEd Manual

- **Search**

Visit <https://ed.ted.com/> to get access to TEDEd. You will be taken to the page as shown in figure 1.

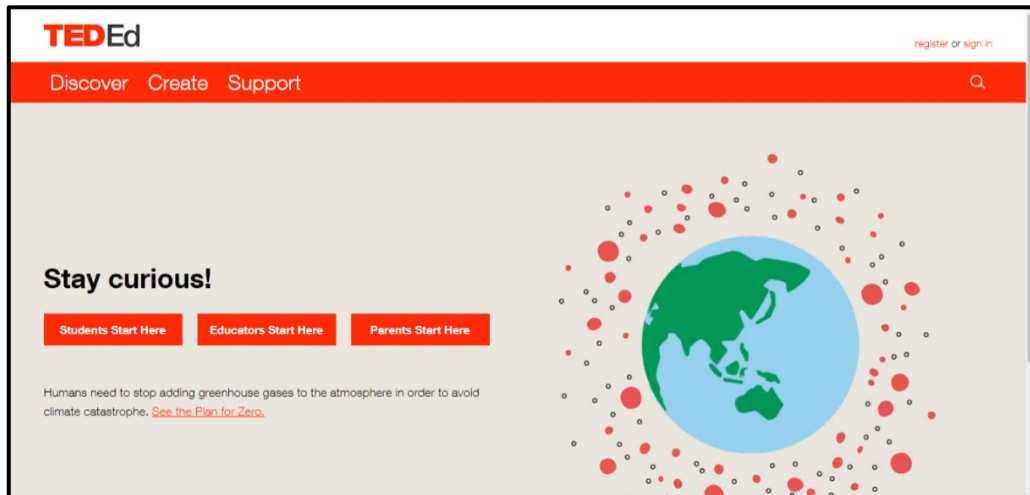



Figure 1

Click on  in the right corner of the page to search about a topic.




Figure 2


Enter the key word or the full name of the topic in the blank space shown in figure 2 and click on  next to the blank to start the search. A list of educational data that are available on TEDEd will appear on the screen.



Figure 3

A toolbar will appear like it is shown in figure 3. The following data as describes below.

- TEDEd Lessons – It display all the lessons available on TEDEd on the topic searched.
- TEDEd's Best of Web- It displays all the web pages available on TEDEd on the topic searched.
- TEDEd Blog – It displays all the blog available on TEDEd on the topic searched.

- **Explore**

To view and explore different data on various educational topic visit the homepage (shown in figure 1) and use the toolbar options (as shown in figure 4) to explore different types of data on various educational topics available on TEDEd.



Figure 4